













MAP KEY

-  Parking
-  Trailhead
-  Restrooms
-  Scenic View
-  Nearby Dining
-  Nearby Lodging
-  Bike Service/Retail
-  Suggested Direction
-  Easy
-  Moderate
-  Advanced
-  Expert

TRAILS

- | | | |
|---|-------------------------|---|
|  | Flatlander (Connector) |  |
|  | Wavy Gravy |  |
|  | Gutter ball (Collector) |  |
|  | Cool Runnings |  |
|  | Rippy Bits |  |
|  | Pine Snake |  |
|  | Chutes and Ladders |  |
|  | Ace of Glades |  |
|  | Sailor's Delight |  |
|  | Gnomad |  |
|  | Springer |  |
|  | Gold Rush |  |
|  | D13 |  |
|  | Chunky Monkey |  |
|  | Ledgehammer |  |
|  | Cliffhanger |  |
|  | Log Slide |  |



PINE MOUNTAIN TRAIL SYSTEM

BROUGHT TO YOU BY:

